Nonlinearcircuits MUN



Component Placement Guide

All credit to Andrew F of Nonlinear circuits

Official Module Details/BOM/Guide:
https://www.nonlinearcircuits.com/modules/p/mun

Any errors, let me know at my_one_opus@hotmail.com

NLC Mun

2x10p
1x15p
1x18p
6x33p
8x1n





NLC Mun

8x3n9
8x5n6
8x8n2
1x10n
8x12n
8x12n





NLC Mun

1x22n
12x27n
4x33n
8x39n
10x56n
9x68n





NLC Mun

29x100n

1x120n

9x150n

4x220n

1x330n

9x10u





NLC Mun

20x150R

16x470R

16x560R





NLC Mun

44x1k
2x4k7
7x10k
12xRL

I used 10k with blue LEDs and 4k7 with red LEDs but ymmv depending on the LEDs you have.





NLC Mun

21x12k
29x15k
16x18k





NLC Mun

5x22k

(if using B100k pots, if not, leave these empty)

1x22k

(even though this says 22k* on the pcb, it needs to be placed, Andrew said 20k is even better but 22k fine)

4x22k





NLC Mun

8x27k
4x33k
14x39k
19x47k





NLC Mun

3x56k

21x68k

45x100k





NLC Mun

2x120k

5x150k

20x180k

22x220k





NLC Mun

1x270k
5x470k
1x1M
10x1M2
1x4M7-10M
(as per the BOM/Guide)





NLC Mun

24xLL4148
20x5V1 Zener
2xS1JL





NLC Mun

3xBC847

10xBC857